

HASEF-D Belt Driven Axial Fan

Description :

Belt driven axial fans can be used when the motor should be out of the airstream. With its belt drive system clients can choose the revolution at the order. It comes with mounting feet as standard.



MOTOR PROTECTION CLASS	IP 55
MOTOR INSULATION CLASS	F CLASS
MOTOR EFFICIENCY CLASS	IE2-IE3
MOTOR BRAND	GAMAK-VOLT-WAT
MOTOR ENCLOSURE TYPE	TEFC
BODY MATERIAL	GALVANIZED SHEET METAL
BODY COATING	OPTIONAL
IMPELLER TYPE	AXIAL
IMPELLER MATERIAL	ALUMINIUM SHEET METAL
DUTY CYCLE	IEC Duty Cycle-S1
WORKING AMBIENT TEMP	-20 - +50 °C
DIRECTIVE	IEC-60335-2-80, ISO 1940-1



TECHNICAL SPECIFICATIONS

MODEL	VOLTAGE (V)	FREQUENCY (Hz)	POWER (kW)	REV. (RPM)	FLOW RATE (m3/h)	SOUND PRESSURE dB(A) 3m
HASEF-D 400-5-25	380	50	0,37	1.450	2.895	66
HASEF-D 450-5-25	380	50	0,55	1.456	4.180	69
HASEF-D 500-5-25	380	50	0,55	1.453	5.845	72
HASEF-D 560-5-25	380	50	0,75	1.466	8.150	75
HASEF-D 630-5-30	380	50	1,10	1.465	13.480	80
HASEF-D 710-5-30	380	50	1,50	1.472	19.210	83
HASEF-D 800-5-30	380	50	2,20	1.459	25.560	85
HASEF-D 800-5-35	380	50	3,00	1.463	30.940	89
HASEF-D 900-5-35	380	50	4,00	1.471	39.250	90
HASEF-D 900-5-40	380	50	5,50	1.472	44.635	93
HASEF-D 1000-5-40	380	50	7,50	1.478	54.570	94
HASEF-D 900-8-40	380	50	11,00	1.454	46.200	94
HASEF-D 1000-8-40	380	50	15,00	1.456	62.250	97
HASEF-D 1000-8-45	380	50	18,50	1.458	69.070	99
HASEF-D 1120-8-40	380	50	22,00	1.471	86.620	100
HASEF-D 1120-8-45	380	50	30,00	1.474	95.270	102

Values are for 0 Pa

OPTIONS

Description : All options are available for all HASEF-D models. Panel powers alternatives : 5,5 kW - 7,5 kW - 11,0 kW - 15,0 kW - 18,5 kW - 22,0 kW - 30,0 kW



GRILLE GUARD



DUCT FLANGE



CONNECTOR



RUBBER PAD



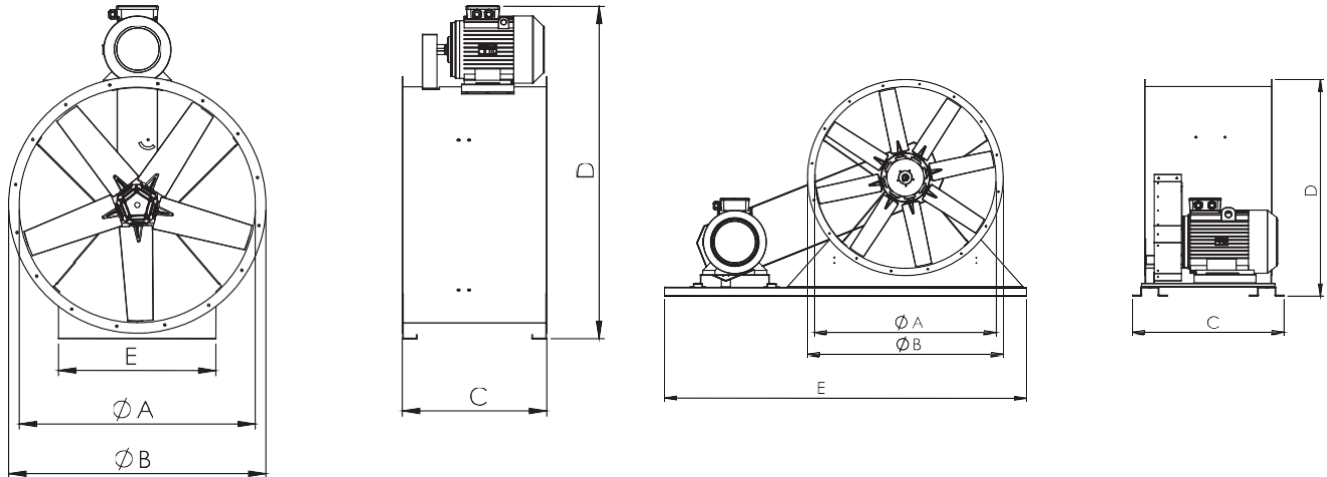
SPRING



PANEL

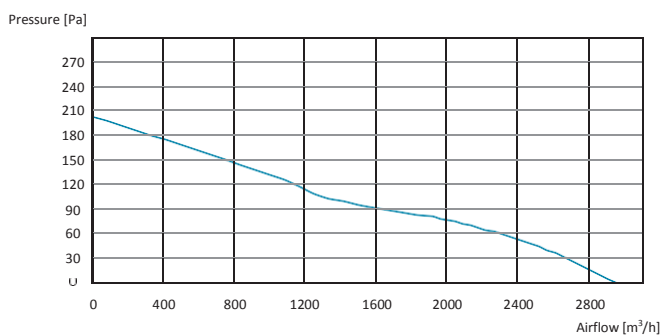
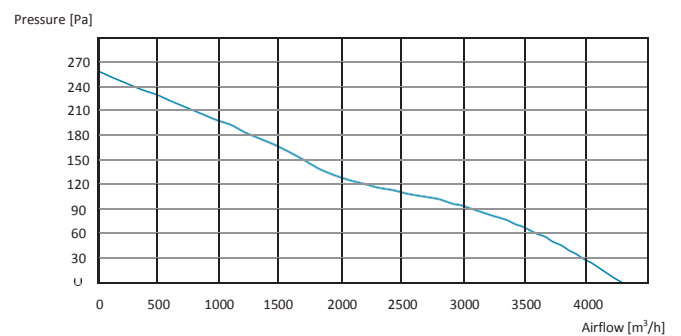
OTHER OPTIONS

- Electro-static Powder Coating With Any RAL Color
- Custom Production For Any Flowrate and Pressure
- 5, 8, 12 and 16 Blades Options
- Aluminium or Plastic Blades
- System Automation
- Two-Speed Motor Option

TECHNICAL DRAWING


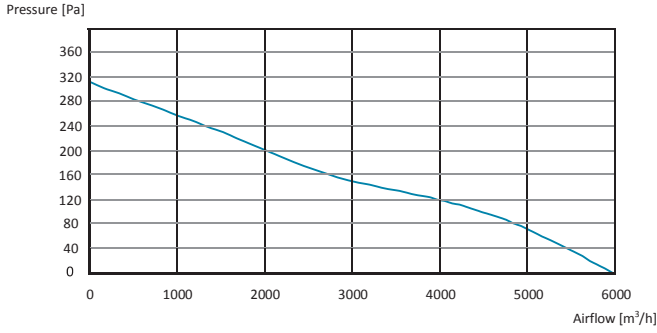
MODEL	A (mm)	B (mm)	C (mm)	D (mm)	E (mm)
HASEF-D 400	400	480	380	660	300
HASEF-D 450	450	530	400	720	330
HASEF-D 500	500	580	400	770	360
HASEF-D 560	560	640	430	840	400
HASEF-D 630	630	710	500	925	440
HASEF-D 710	710	790	500	1005	480
HASEF-D 800	800	880	500	1110	520
HASEF-D 900	900	980	740	1360	560
HASEF-D 1000	1000	1080	740	1470	600
HASEF-D 1120	1120	1200	520	11	16

HASEF-D Performance Curves

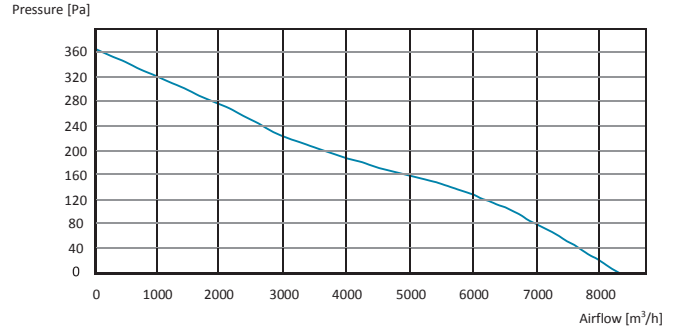
HASEF-D 400-5-25

HASEF-D 450-5-25


HASEF-D Performance Curves

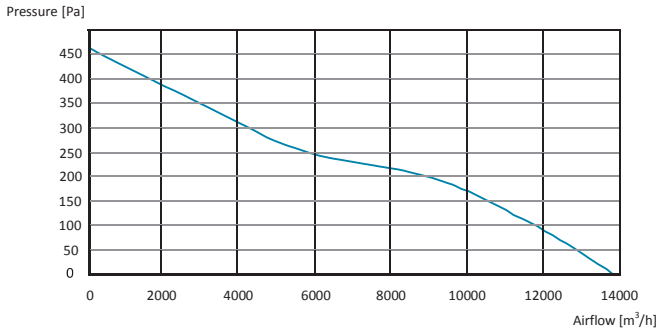
HASEF-D 500-5-25



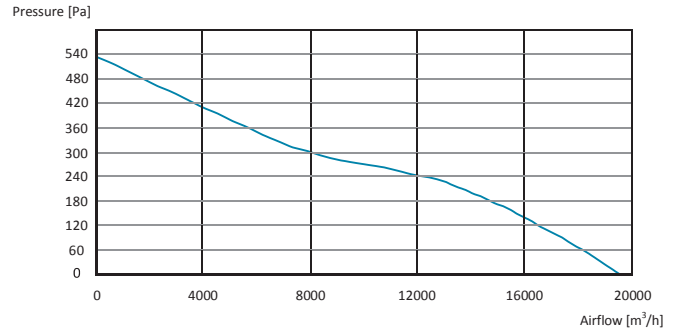
HASEF-D 560-5-25



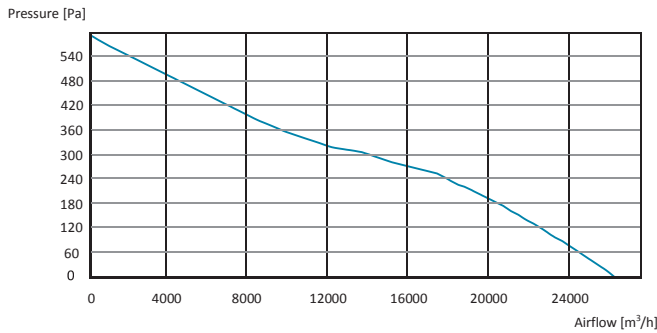
HASEF-D 630-5-30



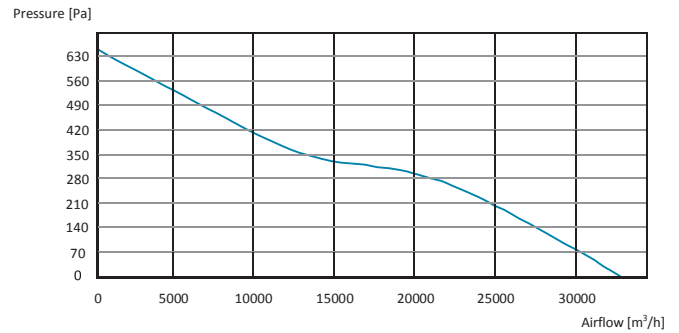
HASEF-D 710-5-30



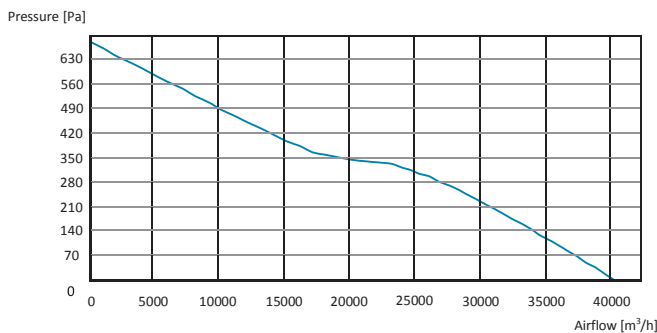
HASEF-D 800-5-30



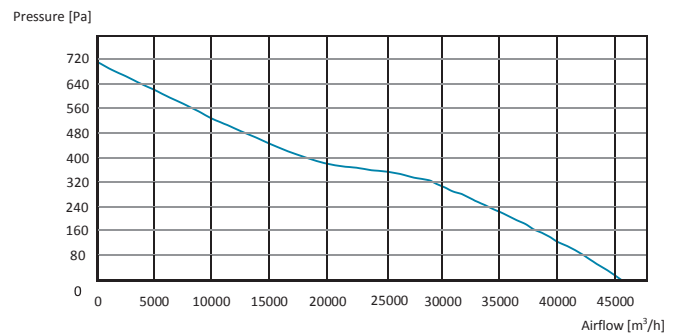
HASEF-D 800-5-35



HASEF-D 900-5-35

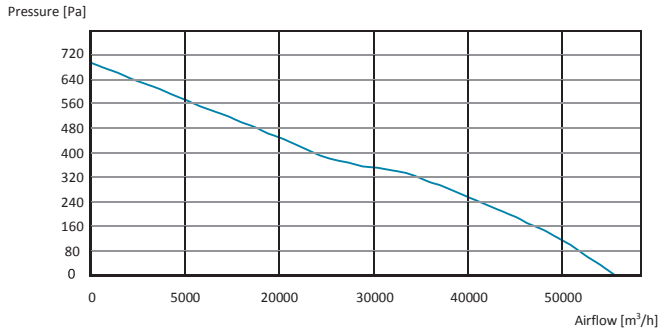


HASEF-D 900-5-40

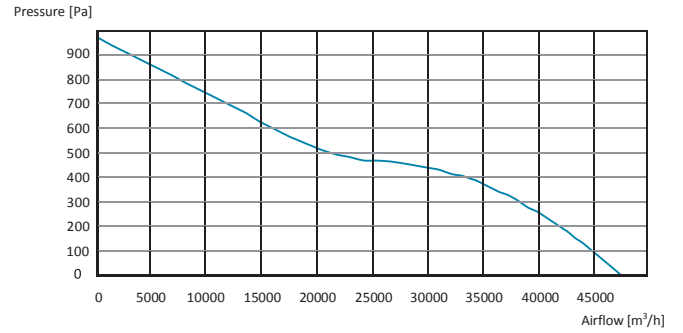


HASEF-D Performance Curves

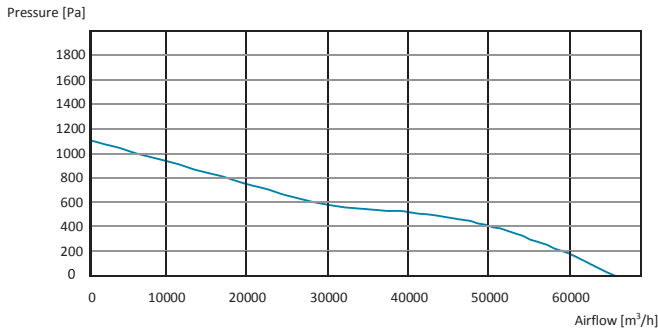
HASEF-D 1000-5-40



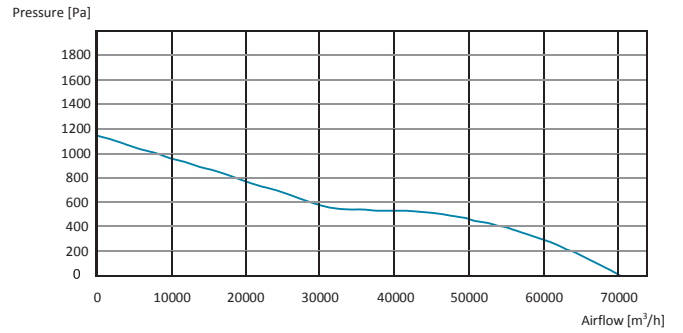
HASEF-D 900-8-40



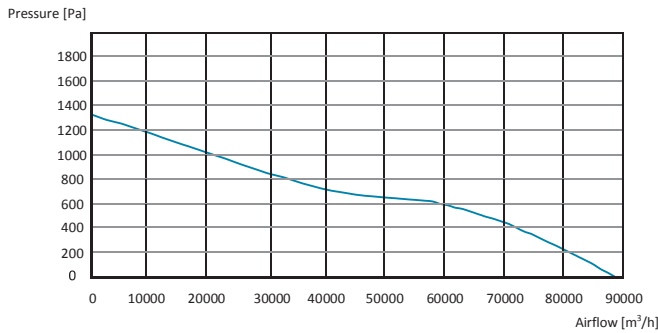
HASEF-D 1000-8-40



HASEF-D 1000-8-45



HASEF-D 1120-8-40



HASEF-D 1120-8-45

